

Get your **data center**
up and running with
ease and reliability!

Clarity®

SNAP



Clarity SNAP™

Terminated Copper
Cabling Systems
& Port Replication



Ortronics

QUICK AND RELIABLE DATA CENTER
INSTALLATIONS ARE A **SNAP** WITH THE LATEST
INNOVATION FROM LEGRAND | ORTRONICS.



In today's workplace, where network downtime is costly and detrimental to any business or organization, bringing a new data center online must be completed as quickly as possible. Quick and easy installations that guarantee reliable performance are more critical than ever.

Clarity SNAP™ Terminated Copper Cabling System offers the above-the-standards performance of Clarity® connectivity in a custom terminated cable assembly system that's ready to plug and go. Its innovative modular design combines high performance and installer friendly features with the quick deployment and reliability of a factory terminated and tested cabling system.

HOW DOES IT WORK?

The SNAP connection utilizes a bifurcated termination method, placing one mating half of the termination onto the horizontal cable and the other on the 8-position T568 jack interface.

This approach reduces the size of the terminated cable ends, making it easier to pull and lace cables through racks, cabinets, cable management systems, and pathways. In addition, individual cable ends of bundled cables can be passed through one at a time, unlike some bundle designs available today.

As a result, SNAP cable assemblies route faster, with less



interference from connector ends within congested pathways. And, the robust cable ends are ruggedly designed to handle the physical challenges of any installation. When in position, these cable ends simply SNAP into the back of the panel, completing the termination. It's a SNAP!

The Clarity SNAP system also offers the added assurance of the premium performance of Clarity connectivity. The SNAP bifurcated termination offers improved pair-

to-pair isolation and improved pair balance through the connector. The result is greater channel immunity from internal and external noise, which ensures consistently high performance links and channels.

The benefit of these technological advancements is a consistently high performance cabling system that is fast and simple to install, enables quick network deployment, offers increased reliability, with a lower total cost of ownership.

For data center installations that are truly a SNAP

All components of the network infrastructure should be fully integrated for a robust data center. Legrand | Ortronics offers data center solutions that help improve productivity and energy efficiency, while ensuring high performance. These solutions include:

- Mighty Mo® Advanced Cable Management System (including racks and cabinets)
- Momentum® Low Loss Pre-Terminated Fiber Cassette System
- Wiremold® Raised Floor Enclosures
- Cablofil® Overhead and Underfloor Cable Tray Systems

Save time at every step

With Clarity SNAP™ cabling systems, installers spend less time on site, and projects come on line faster. And because the components are all factory terminated and tested, field testing can be significantly reduced or even eliminated. The Clarity SNAP system gives you all the day-to-day reliability and manageability that are the hallmark of all Ortronics® solutions.

WHAT YOU ARE GETTING

Totally modular cabling system

Dramatically faster deployment of horizontal cabling and port replication

Factory-installed and tested terminations

- Assembled in a controlled factory environment for consistent performance to elevated requirements confirmed by factory testing
- Factory tested terminations reduce the time and cost of field testing

Reduced size of cable ends

Easier cable pulling and directing through pathways and racks

Clarity® 6A/10G, 6 and 5E performance

Premium performance you've come to rely on from Clarity connectivity, now in a terminated solution

Factory supplied identification

Each cable assembly includes part number and unique identifiers for traceability and association to its factory test report

Variety of options

Solutions tailored to your specific needs

Increased flexibility for MACs

Reduces total cost of ownership and allows re-use in the future (also reducing waste)

Clarity panel footprint

SNAP panels are available in angled or flat configurations, with 6-port or individual jack modules, offering flexibility for any installation

25-Year Warranty

SNAP cabling systems offer the added assurance of a 25-year performance and application warranty

Technical Information

- Each Clarity SNAP™ horizontal cable assembly is factory tested to appropriate TIA-568 electrical permanent link specifications.
- Clarity 6A/10G exceeds requirements of TIA/EIA-568C, ISO 110801 Class EA Edition 2.1, and IEEE 802.3an ratified standard for supporting 10GBASE-T requirements.
- Clarity 6 and Clarity 5E exceeds TIA/EIA-568C performance requirements and ISO 11801 2nd Edition Class E standards.
- The Clarity SNAP modular jack interface utilizes patented dual reactance/center tuned technology for optimizing channel performance.
- SNAP bifurcated cable termination improves crosstalk and balance performance by isolating pairs and maintaining pair geometry through the termination.



CLARITY SNAP™ PRODUCT OFFERING

The **Clarity SNAP** terminated horizontal cabling system includes cable assemblies, workstation jacks, and patch panels in your choice of six-port module patch panels or individual jack panels.

HORIZONTAL CABLE ASSEMBLIES

Each Clarity SNAP cable assembly includes an identification label, which includes part number, performance level and serialized quality assurance number for future traceability.



OR-PCHXP6B0601511



OR-PCH3R6M0600411



OR-PCS2P0600102

Multiple Cable Harnesses Matrix

| | | | | | | | | | | | | |
|--|-----|--------------|-----|----------------------------|----|-------|-----|------------------------------|----------------------------------|---|----------------------------------|---|
| <div>Choose your cable type, number of cables, color, length and leg style using the blue shaded code.</div> <div>Note: More colors are coming soon.</div> | PCH | CABLE TYPE | | # OF CABLES | | COLOR | | LENGTH FEET, (INCLUDES LEGS) | END 1 LEGS | | END 2 LEGS | |
| | | Cat6a Plenum | XP | 6 in a spiral-bound bundle | 6B | Blue | 06 | XXX | no stagger w/ protective sock | 1 | no stagger w/ protective sock | 1 |
| | | Cat6a Riser | XR | 6 in mesh | 6M | | | | stagger left w/ protective sock | 2 | stagger left w/ protective sock | 2 |
| | | Cat6 Plenum | 2P | | | | | | stagger right w/ protective sock | 3 | stagger right w/ protective sock | 3 |
| | | Cat6 Riser | 2R | | | | | | no stagger w/ pulling sock | 4 | no stagger w/ pulling sock | 4 |
| | | Cat5e Plenum | 1P | | | | | | stagger left w/ pulling sock | 5 | stagger left w/ pulling sock | 5 |
| | | Cat5e Riser | 1R | | | | | | stagger right w/ pulling sock | 6 | stagger right w/ pulling sock | 6 |
| | | Example: | PCH | XP | 6B | 06 | XXX | 1 | 1 | | | |

Single Cable Assembly Matrix

| | | | | | | | | | |
|---|-----|--------------|----|-------|----|------------------------------|--------------------|----|----|
| <div>Choose your cable type, color, length and leg style using the blue shaded code.</div> <div>Contact sales for other color requirements and leadtimes.</div> | PCS | CABLE TYPE | | COLOR | | LENGTH FEET, (INCLUDES LEGS) | CABLE NUMBER LABEL | | |
| | | Cat6a Plenum | XP | Blue | 06 | XXX | No # | 00 | |
| | | Cat6a Riser | XR | | | | #1 | 01 | |
| | | Cat6 Plenum | 2P | | | | #2 | 02 | |
| | | Cat6 Riser | 2R | | | | #3 | 03 | |
| | | Cat5e Plenum | 1P | | | | #99 | 99 | |
| | | Cat5e Riser | 1R | | | | | | |
| Example: | PCS | | XP | | 06 | | XXX | | 01 |

CLARITY SNAP™ PRODUCT OFFERING



SNAP PATCH PANELS

Clarity SNAP patch panels are available in your choice of six-port module patch panels or individual jack panels. Both options offer improved rear cable management with the addition of an adjustable depth rear management bar. The rear portion of these bars is also removable to provide more working room for the initial termination of panels. After cables are SNAP terminated, the rear bars are attached and adjusted to the depth that best matches the cable and rack selections.



SNAP panels are also supplied with SNAP-on cable positioning **bend limiters**. These plastic cable management aids assist with maintaining proper bend radius of all cables while minimizing the stress on any one cable. This is especially beneficial for cable bundles, as this allows the dissipation of any stress across the entire bundle instead of any one cable termination.

Flat Panels

| FLAT 24-PORT | FLAT 48-PORT | DESCRIPTION |
|---------------|---------------|---|
| OR-PPCF610U24 | OR-PPCF610U48 | Clarity 10G flat panels with 6-port modules |
| OR-PPCF66U24 | OR-PPCF66U48 | Clarity 6 flat panels with 6-port modules |
| OR-PPCF5E6U24 | OR-PPCF5E6U48 | Clarity 5E flat panels with 6-port modules |

Angled Panels

| ANGLED 24-PORT | ANGLED 48-PORT | DESCRIPTION |
|----------------|----------------|---|
| OR-PPCA610U24 | OR-PPCA610U48 | Clarity 10G angled panels with 6-port modules |
| OR-PPCA66U24 | OR-PPCA66U48 | Clarity 6 angled panels with 6-port modules |
| OR-PPCA5E6U24 | OR-PPCA5E6U48 | Clarity 5E angled panels with 6-port modules |

Individual Jack Panels without Jacks

| FLAT PANEL | ANGLED PANEL | DESCRIPTION |
|-------------|--------------|--------------------------------|
| OR-PHDSJU24 | OR-PHASJU24 | 24-port individual jack panels |
| OR-PHDSJU48 | OR-PHASJU48 | 48-port individual jack panels |

Panel Jack

| PART NO. | DESCRIPTION |
|--------------|--------------------------------------|
| OR-PJSN6A-xx | Clarity 10G rear loading panel jacks |
| OR-PJSN6-xx | Clarity 6 rear loading panel jacks |
| OR-PJSN5E-xx | Clarity 5E rear loading panel jacks |

NOTE: SNAP PJs available colors -00 black, -36 blue, -42 red, -43 orange, -44 yellow, -45 green, -68 gray



SNAP TRACJACK® WORKSTATION MODULES

| PART NO. | DESCRIPTION |
|--------------|---|
| OR-TJSN6A-xx | Clarity 10G TracJack workstation module |
| OR-TJSN6-xx | Clarity 6 TracJack workstation module |
| OR-TJSN5E-xx | Clarity 5E TracJack workstation module |

NOTE: xx = 2 digit color code

NOTE: SNAP TJs available colors -09 fog white, -36 blue, -42 red, -43 orange, -44 yellow, -45 green, -68 gray
SNAP PJs available colors -00 black, -36 blue, -42 red, -43 orange, -44 yellow, -45 green -68 gray

PORT REPLICATION

The Clarity SNAP™ system has expanded to include port replication for data center applications.




Port replication is an increasingly popular method of protecting modular jacks in both switches and servers. Repeated use of these modular jacks as an administrative connection to horizontal cabling can cause damage to the jack port. Port replication enables a separate patch panel to act as the administrative cross connect instead of using the switch or server ports directly, minimizing the risk of harm to your active equipment. Should the replicated

ports become damaged over time, the replacement cost and network downtime are significantly less than the expense of replacing a switch or server port.

Ortronics® Clarity SNAP Port Replication (PR) raises the bar in performance and speed of installation by utilizing the SNAP system's innovative design to easily integrate factory-terminated cables into a port replication application. SNAP PR cable assemblies use RJ45 terminations on the

server/switch side and SNAP cable terminations on the patch panel side to enable the SNAP patch panel as the cross connect. The reduced size of these cable ends enables easier routing through racks, cabinets and pathways. Additionally, the SNAP Port Replication system provides the same superior performance of Clarity connectivity in a factory terminated and tested format, ensuring the performance of your network and the speed of your installation.



Port replication enables a separate patch panel to act as the administrative cross connect for servers and switches. Factory assembled port replication cable sets and panels provide a quick and easy pretested option.

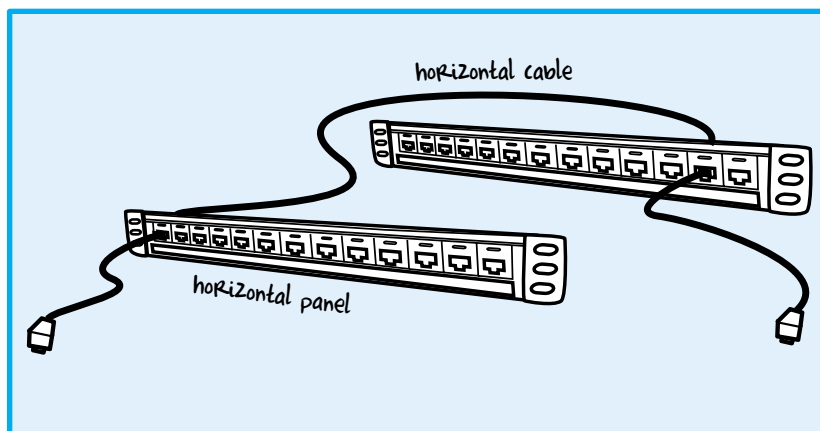


TECHNICAL INFORMATION

- Each Clarity SNAP™ port replication assembly is factory tested to ensure field performance.
- Clarity 6 and Clarity 5E exceed TIA/EIA-568B and ISO 11801 2nd Edition Class E performance requirements.
- The Clarity SNAP modular jack interface utilizes patented dual reactance /center tuned technology for optimizing channel performance.
- SNAP bifurcated cable termination improves crosstalk and balance performance by isolating pairs and maintaining pair geometry through the termination.

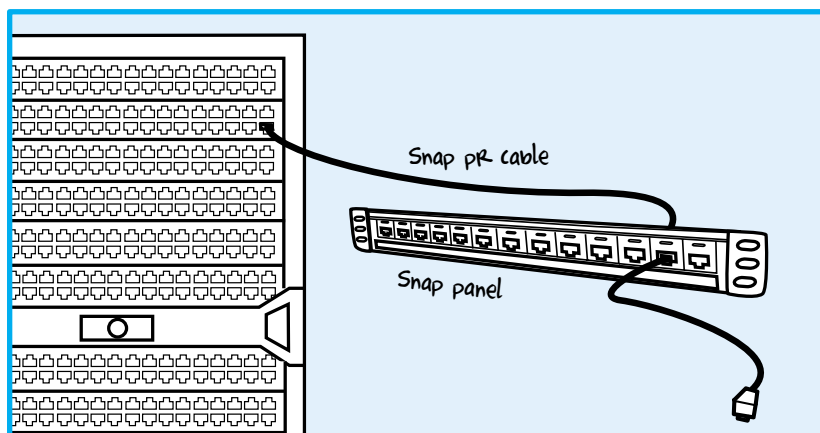
IMPLEMENTING PORT REPLICATION

Clarity SNAP™ Port Replication protects your investment in switches and servers, with the added convenience of factory-terminated connectivity.



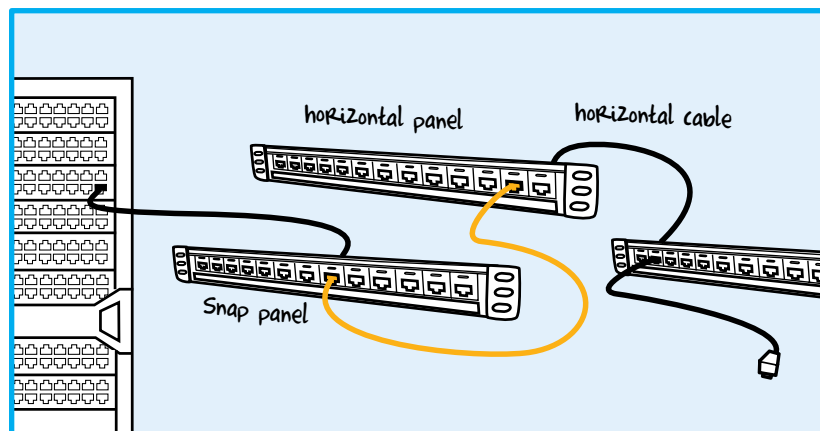
TYPICAL DATA CENTER INSTALLATION

A typical data center installation includes two patch panels with a length of horizontal cable terminated at the back of each panel. This link can be constructed from either factory or field terminated components, and forms a channel between the front of the panels and the switch/server.



PROTECTING YOUR ACTIVE EQUIPMENT

When the jack fields of a switch or server are used regularly for cross connect administration, the ports may become damaged. To mitigate this risk to costly active equipment, a patch panel can be introduced between the horizontal panel and the active equipment. This creates a replicated port, providing a low cost administration point and leaving the switch/server port untouched.



CLARITY SNAP PORT REPLICATION

Clarity SNAP Port Replication cable assemblies use modular plug terminations (RJ45) on the switch / server side and SNAP cable terminations on the back side of the patch panel to create a replicated port. They are supported by both Clarity SNAP six-port module patch panels and individual jack panels, offering flexibility for any installation. This complete system provides a cost-effective way to protect active equipment, with the ease of installation of factory-terminated connectivity.

CLARITY SNAP™ PORT REPLICATION PRODUCT OFFERING



Single Cable Assembly Matrix

Choose your cable type, color, length and leg style using the blue shaded code.

Contact sales for other color requirements and leadtimes.

| | CABLE TYPE | | COLOR | | LENGTH FEET, (INCLUDES LEGS) | CABLE NUMBER LABEL | |
|-----|--------------|----|-------|----|---------------------------------|-----------------------|----|
| PRS | Cat6 Plenum | 2P | Blue | 06 | XXX | No # | 00 |
| | Cat6 Riser | 2R | | | | #1 | 01 |
| | Cat5e Plenum | 1P | | | | #2 | 02 |
| | Cat5e Riser | 1R | | | | #3 | 03 |
| | | | | | | #99 | 99 |

Example: PRS 3P 06 XXX 01



Multiple Cable Harnesses Matrix

Choose your cable type, number of cables, color, length and leg style using the blue shaded code.

Note: More colors are coming soon.

| PRH | CABLE TYPE | | # OF CABLES | | COLOR | | LENGTH FEET, (INCLUDES LEGS) | END 1 LEGS | | END 2 LEGS | |
|-----|--------------|----|----------------------------|-------------------------------|-------|----|------------------------------|----------------------------------|-------------------------------|----------------------------------|---|
| | Cat6 Plenum | 2P | 6 in a spiral-bound bundle | 6B | Blue | 06 | XXX | no stagger w/ protective sock | 1 | no stagger w/ protective sock | 1 |
| | Cat6 Riser | 2R | | | | | | | | | |
| | Cat5e Plenum | 1P | 6 in mesh | 6M | | | | stagger left w/ protective sock | 2 | stagger left w/ protective sock | 2 |
| | Cat5e Riser | 1R | | | | | | | | | |
| | | | | | | | | stagger right w/ protective sock | 3 | stagger right w/ protective sock | 3 |
| | | | | | | | | no stagger w/ pulling sock | 4 | no stagger w/ pulling sock | 4 |
| | | | | | | | | stagger left w/ pulling sock | 5 | stagger left w/ pulling sock | 5 |
| | | | | stagger right w/ pulling sock | | | | 6 | stagger right w/ pulling sock | 6 | |

Example: PRH 3P 6B 06 XXX 1 1

NOTE: Clarity SNAP Port Replication assemblies are compatible with all of the patch panels found on Page 7.

designed to be better.™

Ortronics

125 Eugene O'Neill Drive
New London, CT 06320
800.934.5432

©2011 Legrand All Rights Reserved rev.09111



Legrand, North America

60 Woodlawn Street
West Hartford, CT 06110
1.877.BY.LEGRAND (295.3472)
www.legrand.us

570 Applewood Crescent
Vaughan, Ontario L4K 4B4
905.738.9195
www.legrand.ca